

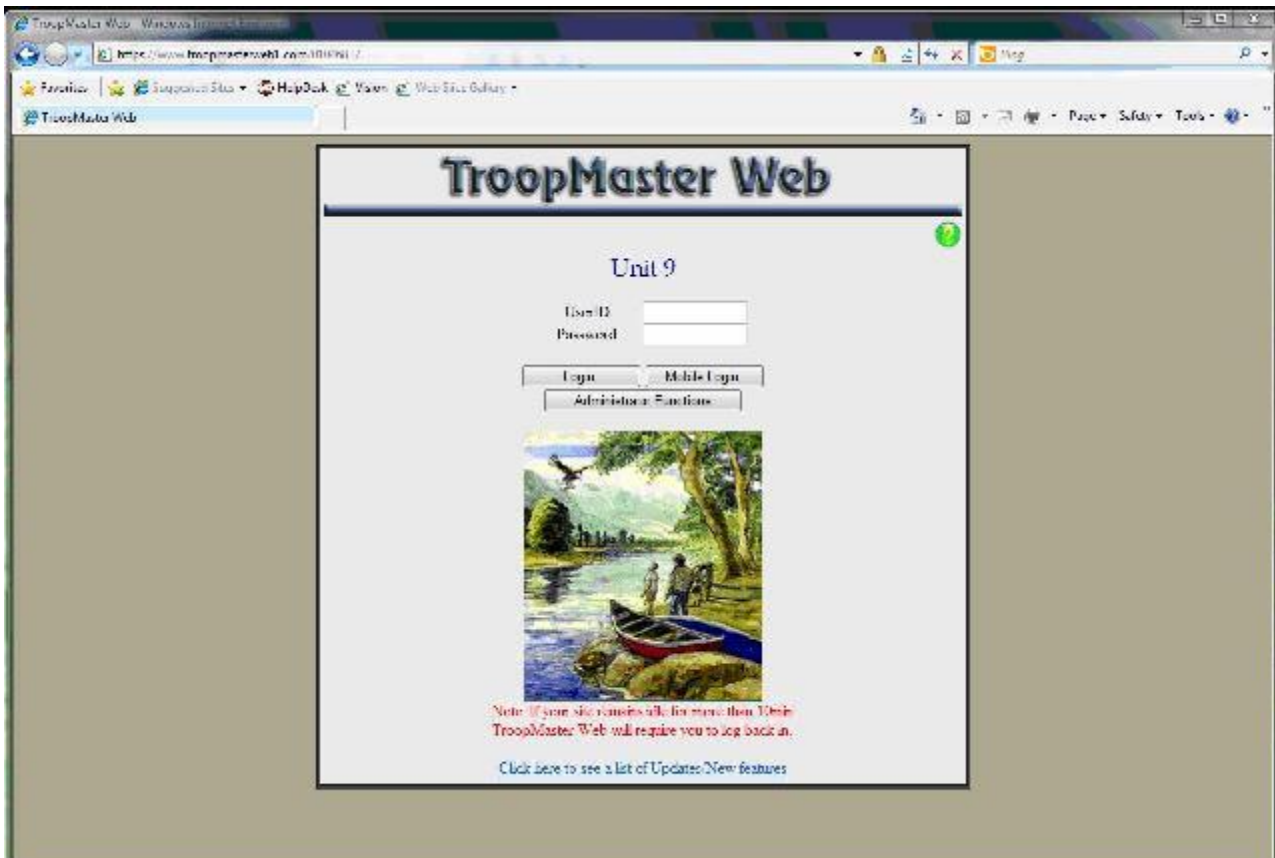
Directions for accessing Troopmaster Web on-line.

First, log into www.troopmasterweb.com

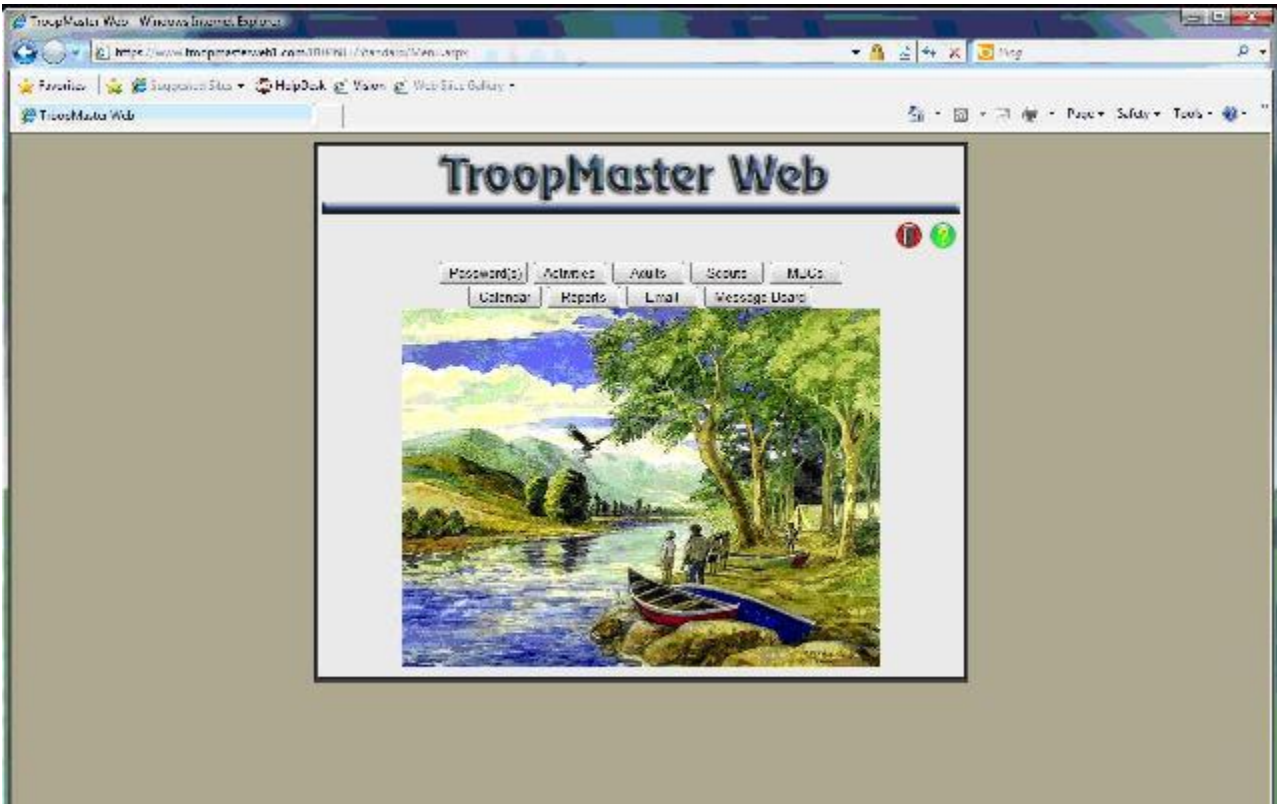
You will see the following screen:



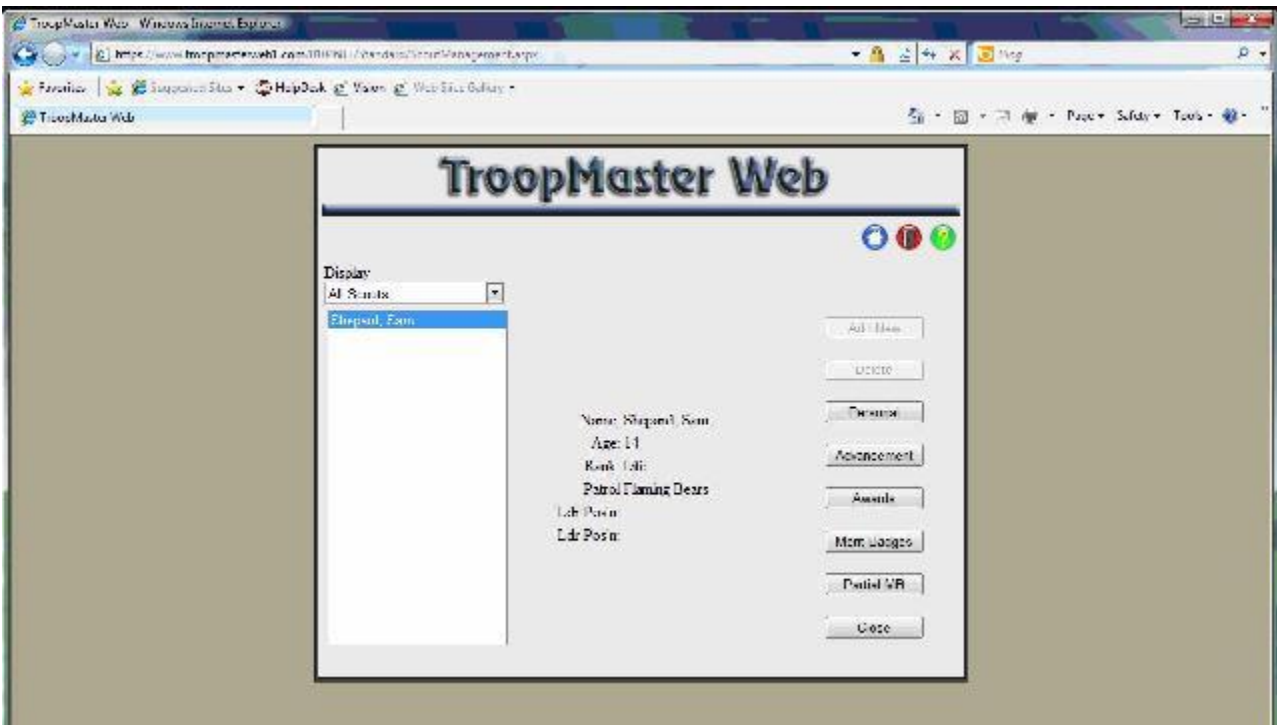
Then, from the drop-down lists, select "IL" for the State, "9" for the Troop, and "Wilmette" for the City. The Customer ID of "10468" should auto-fill after the other information is selected. Click the "Go to my site" button, and you will see:



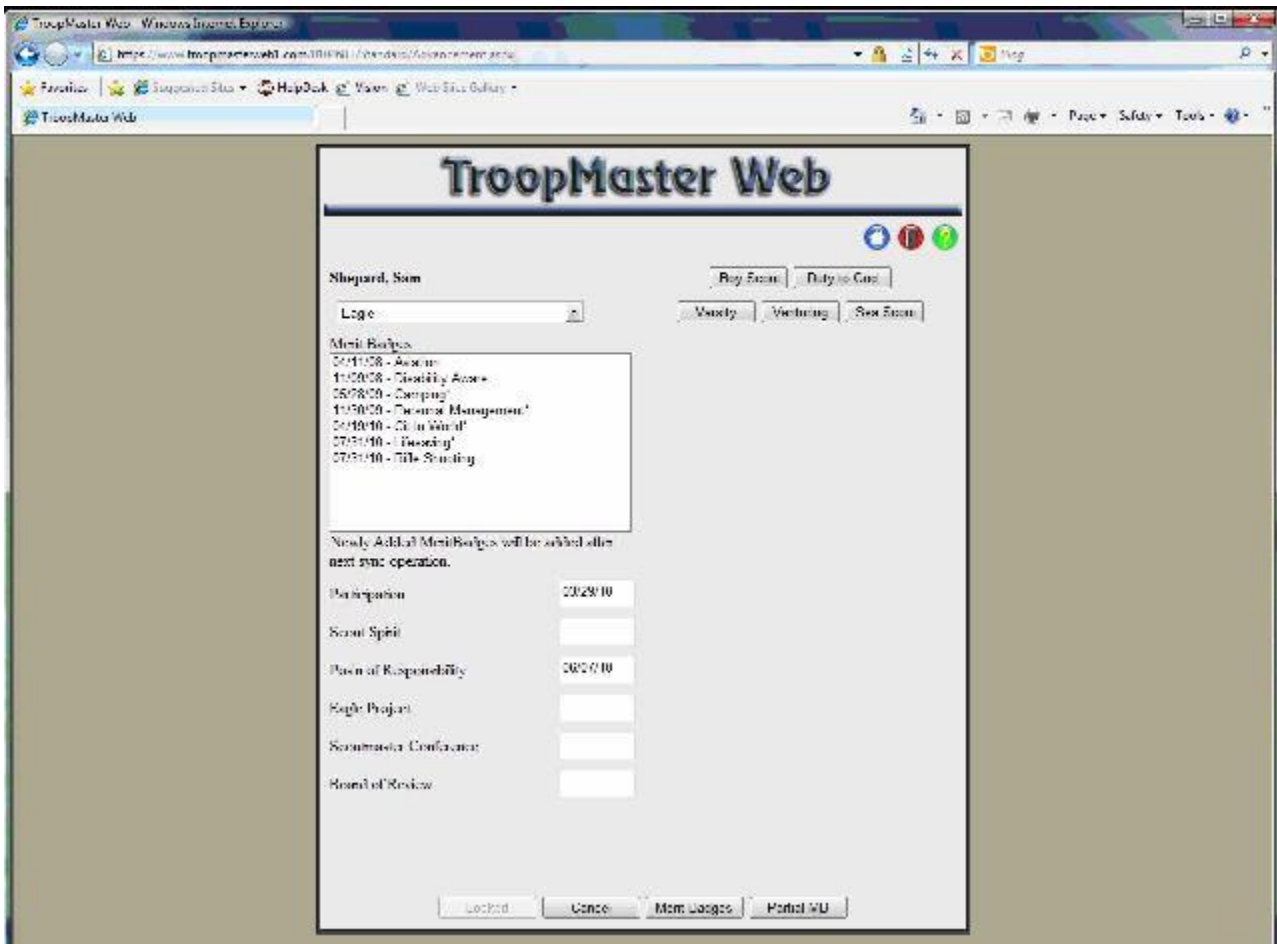
Enter your User ID and Password, and click the Login button, and the following screen will appear.



From here,click the Scouts button, and you will get the following screen.



By clicking the Advancement button can check your Scout's current rank advancement status.



The only reports that will be meaningful from this screen are Advancement Individual History (first page only shown below, and generated by single-clicking your Scout's name and clicking the Generate Report button) and Merit Badges Earned (which is basically just like the information you can get as shown earlier in these instructions). Reports can be printed, or exported to an Excel document, a rich text format to Word, a pdf, or several other file formats.

The screenshot shows a web browser window displaying the 'Individual Advancement Report' application. At the top, there is a 'Select Scout(s):' dropdown menu with 'All Scouts' selected. Below this is a list of scout names, with 'Shepard, Sem' highlighted. A 'Generate Report' button is visible to the right of the list.

The main content area is titled 'Individual History' and displays the following information for Scout Sem Shepard:

- Name: Sem Shepard
- Rank: Life
- Home Phone: 847/251-4444
- Parrot: Farming (6645)
- Pair of Response:
- DOU: 05/09/05

The report is organized into sections for different ranks:

- Scout:**
 - 1. Age Requirement: Complete
 - 2. Application Form: Complete
 - 3. First Aid: Complete
 - 4. Pledge of Allegiance: Complete
 - 5. Demo Scout Sign: Complete
 - 6. Demo Speech: Complete
 - 7. Scout Oath, Law, etc: Complete
 - 8. Denial Scout Badge: Complete
 - 9. Pamphlet Literature: Complete
 - 10. Scoutmaster Conference: 01/25/07
- Timberland:**
 - 1. Prepare to Camp: Complete
 - 2. Camp and Hitch Tent: Complete
 - 3. Prepare Cook Meal: Complete
 - 4a. Demo Whistle Use: Complete
 - 4b. Demo High Kicks: Complete
 - 4c. Square Knot using L2GL Method: N/A
 - 5. Explain Living Rules: Complete
 - 6. Demo Flag Code: Complete
 - 7. Scouting Principles: Complete
 - 8. Patrol Knowledge: Complete
 - 9. Explain Ready System: Complete
 - 10a. Physical Fitness Test: Complete
 - 10b. Scout Improvement: Complete
 - 11. Identify Poison Plants: Complete
 - 12a. Heimlich Manueve: Complete
 - 12b. Show First Aid: Complete
 - 13. Scout Spirit/Scout Law: Complete
 - 14. Scoutmaster Conference: Complete
 - 15. Record of Retire: 05/24/07
- Second Class:**
 - 1a. Map and Compass Use: Complete
 - 1b. Map and Compass Hike: Complete
 - 2. Discuss Leave No Trace: N/A
 - 3a. Ability Requirement: Complete
 - 3b. Select Camp Site: Complete
 - 3c. Use of Knife/Par/Axe: Complete
 - 3d. Prepare Cook Fire: Complete
 - 3e. Fire and Stove Safety: Complete
 - 3f. Build Fire and Set Up Stove: Complete
 - 3g. Tilt and Cook Meal: Complete
 - 4. Log Ceremony/Respect Flag: Complete
 - 5. Service Project: Complete
 - 6. Identify Wild Animals: Complete
 - 7a. Handle Heavy Loads: Complete
 - 7b. Make First Aid Kit: Complete
 - 7c. Show First Aid: Complete
 - 8a. Swimming Precautions: Complete
 - 8b. Demo Swim Ability: Complete
 - 8c. Demo Water Rescue: Complete
 - 8d. Camp/Weekend Program: Complete
 - 8e. Personal Safety Program: N/A
 - 9. Earn and Save Money: N/A
 - 11. Scout Spirit/Scout Law: Complete
 - 12. Scoutmaster Conference: Complete
 - 13. Record of Review: 10/15/07

At the bottom of the page, it says 'Printed on 05/24/07' and 'Page 1'.